



AIR CONDITIONING



REFRIGERATION



HEATING



EN

hot water heavy duty

CONDENSATE REMOVAL PUMP

The ultimate Hot Water Heavy Duty pump. Designed to handle 100°C water and with an outstanding 1800L/h water flow rate – no job is too big!



1800L/h max. flow



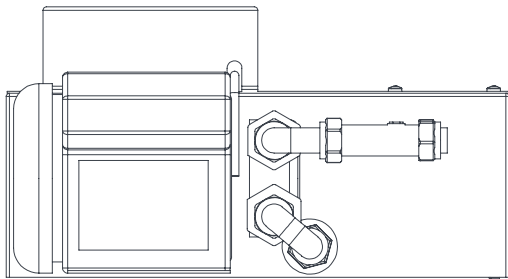
15m max. rec. head (flow rate 10L/h)

KEY FEATURES

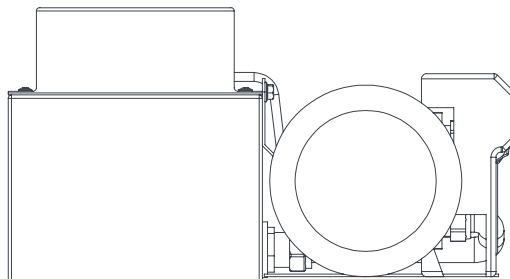
- High flow rate
- Handles 100°C water
- Non return valve
- Easy installation

SUITABILITY

- Up to 2400kW / 8m Btu/h
- Air handling units (AHUs); Humidiuers, Boilers; Refrigeration



320mm



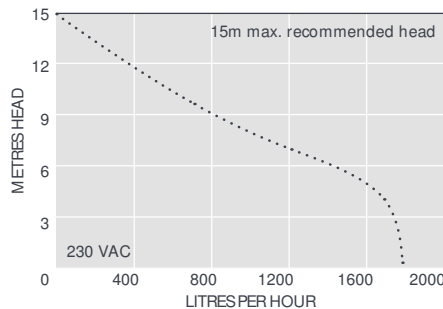
355mm

160mm

7 kg

HOT WATER HEAVY DUTY SPECIFICATIONS

Max. flow	1800L/h @0 head
Max. rec. head	15m
Tank capacity	5L
Sound level@1m	63dB(A)
Power supply	230 VAC, 1.5A, 50/60Hz
Rated	Continuously
Class	I appliance
Max. unit output	2400 kW / 8m Btu/h
Max. water temp	100°C / 212°F
Inlet/outlet size	x2 40mm in, 15mm out
IP Protection	IP21
Safety switch	3.0A Normally closed
Thermal protection	✓
Fully potted	n/a
Self priming	n/a



SUGGESTED XTRA ACCESSORIES

Description	Part No.
1 Amp Fuse	FP2620
Pipe to Pipe adaptor 21mm-40mm	FP2018



For more installation accessories take a look at our Aspen Xtra range

HOT WATER HEAVY DUTY OPTIONS

Hot Water Heavy Duty FP2132

IN THE BOX

Hot Water Heavy Duty pump (including non-return valve) • 2m power cable • Install manual

Download manual at aspenpumps.com

Information correct at time of going to press.



aspenpumps.com

+44 (0)1323 848842

sales@aspenpumps.com

reliable | silent | simple